





District Health Assessment for Multiple District 101 through April 2025

		Clubs							Membership							Member Strength		Cancellation		Reports			Finance	Leadership			
District Name	Status/ Number of Months in Status *	Active Clubs	Clubs in Status Quo	Total Clubs	% Status Quo Clubs in Financial Suspension	New Clubs	Cancelled Clubs	YTD Net Club Gain/ Loss	Current Members In Active Clubs	Current Members In Status Quo Clubs	Current Total Members Count	YTD Add	YTD Drop	YTD NetGrowth (includes Active and Status Quo)	YTD NetGrowth% (includes Active and Status Quo)	Member Count 12 Months Ago	Average Member Count Per Club	% of Clubs with less than 20 members	Average Cancelled Club Age	Members Lost Due to Cancelled Clubs	% of Clubs Reporting Service	% No MMR in 3 Months	% No Officer Report in 12 months	% of Clubs with balance 90+ days	Number of Zone Chairs Recorded	Number of Region Chairs Recorded	District Officers Vacancies **
101 M	T(24)	59	0	59	0%	0	2	-2	1057	0	1057	79	74	5	0.48%	1,122	18	63%	59	12	8%	34%	0%	5%	8	0	
101 N	T(24)	36	0	36	0%	0	1	-1	752	0	752	54	97	-43	-5.41%	816	21	56%	69	13	11%	42%	3%	6%	11	0	
101 O	T(23)	52	0	52	0%	0	3	-3	1156	0	1156	47	107	-60	-4.93%	1,238	22	48%	57	37	19%	48%	0%	0%	7	0	
101 S		82	0	82	0%	0	1	-1	2175	0	2175	183	170	13	0.60%	2,183	27	29%	51	24	5%	34%	0%	1%	8	0	
101 V		71	0	71	0%	0	0	0	1651	0	1651	93	107	-14	-0.84%	1,676	23	44%	0	0	8%	55%	0%	1%	2	0	
		300	0	300	0%	0	7	-7	6791	0	6791	456	555	-99	-1.44%	7,035	23	46%	58	86	10%	42%	0%	2%	36	0	



District Health Assessment for Multiple District 102 through April 2025

		Clubs							Membership							Member Strength		Cancellation		Reports			Finance	Leadership			
District Name	Status/ Number of Months in Status *	Active Clubs	Clubs in Status Quo	Total Clubs	% Status Quo Clubs in Financial Suspension	New Clubs	Cancelled Clubs	YTD Net Club Gain/Loss	Current Members In Active Clubs	Current Members In Status Quo Clubs	Current Total Members Count	YTD Add	YTD Drop	YTD NetGrowth (includes Active and Status Quo)	YTD NetGrowth% (includes Active and Status Quo)	Member Count 12 Months Ago	Average Member Count Per Club	% of Clubs with less than 20 members	Average Cancelled Club Age	Members Lost Due to Cancelled Clubs	% of Clubs Reporting Service	% No MMR in 3 Months	% No Officer Report in 12 months	% of Clubs with balance 90+ days	Number of Zone Chairs Recorded	Number of Region Chairs Recorded	District Officers Vacancies **
102 W		107	0	107	0%	0	1	-1	3945	0	3945	171	169	2	0.05%	3,998	37	6%	8	0	65%	0%	0%	0%	13	2	GMT
102 E		95	0	95	0%	0	0	0	3340	0	3340	131	112	19	0.57%	3,328	35	3%	0	0	72%	0%	0%	0%	15	3	
102 C		72	0	72	0%	1	0	1	3029	0	3029	125	124	1	0.03%	3,034	42	0%	0	0	65%	0%	0%	1%	8	2	
		274	0	274	0%	1	1	0	10314	0	10314	427	405	22	0.21%	10,360	38	3%	8	0	68%	0%	0%	0%	36	7	




District Health Assessment for Multiple District 103 through April 2025

		Clubs							Membership							Member Strength		Cancellation		Reports			Finance		Leadership		
District Name	Status/ Number of Months in Status *	Active Clubs	Clubs in Status Quo	Total Clubs	% Status Quo Clubs in Financial Suspension	New Clubs	Cancelled Clubs	YTD Net Club Gain/Loss	Current Members In Active Clubs	Current Members In Status Quo Clubs	Current Total Members Count	YTD Add	YTD Drop	YTD NetGrowth (includes Active and Status Quo)	YTD NetGrowth% (includes Active and Status Quo)	Member Count 12 Months Ago	Average Member Count Per Club	% of Clubs with less than 20 members	Average Cancelled Club Age	Members Lost Due to Cancelled Clubs	% of Clubs Reporting Service	% No MMR in 3 Months	% No Officer Report in 12 months	% of Clubs with balance 90+ days	Number of Zone Chairs Recorded	Number of Region Chairs Recorded	District Officers Vacancies **
103 N		103	0	103	0%	1	0	1	2042	0	2042	166	135	31	1.54%	2,050	20	48%	0	0	24%	1%	0%	0%	16	0	
103NIE		72	0	72	0%	0	0	0	1469	0	1469	89	88	1	0.07%	1,498	20	46%	0	0	29%	0%	0%	0%	11	0	
103 E		117	0	117	0%	1	1	0	2290	0	2290	167	173	-6	-0.26%	2,292	20	52%	44	2	46%	5%	0%	0%	18	0	
103 C		71	0	71	0%	0	1	-1	1370	0	1370	86	72	14	1.03%	1,390	19	59%	46	0	41%	1%	1%	0%	11	0	
103CC	T(16)	65	0	65	0%	0	2	-2	1238	0	1238	106	124	-18	-1.43%	1,248	19	66%	54	6	54%	0%	2%	5%	12	0	
103CE		62	0	62	0%	1	1	0	1285	0	1285	82	98	-16	-1.23%	1,325	21	53%	68	0	40%	11%	0%	5%	9	3	
103CS		87	0	87	0%	1	1	0	2061	0	2061	166	131	35	1.73%	2,049	24	41%	6	0	45%	6%	0%	0%	16	0	
103CW		76	0	76	0%	1	0	1	1512	0	1512	158	106	52	3.56%	1,463	20	57%	0	0	55%	4%	0%	0%	12	0	
103SE		63	0	63	0%	1	6	-5	1282	0	1282	122	93	29	2.31%	1,326	20	49%	15	0	44%	5%	0%	10%	11	0	
103 S		110	0	110	0%	0	1	-1	2090	0	2090	186	188	-2	-0.10%	2,129	19	58%	7	0	38%	7%	0%	0%	14	0	
103SW		82	0	82	0%	0	2	-2	1520	0	1520	122	150	-28	-1.81%	1,576	19	61%	10	8	59%	0%	1%	1%	13	0	
103 W		75	0	75	0%	0	2	-2	1529	0	1529	98	118	-20	-1.29%	1,568	20	48%	29	14	36%	8%	0%	1%	10	0	
103IE	T(24)	48	0	48	0%	0	4	-4	845	0	845	72	82	-10	-1.17%	852	18	60%	29	20	44%	0%	2%	0%	5	0	
103IP	T(24)	40	0	40	0%	2	2	0	582	0	582	82	69	13	2.28%	620	15	70%	25	10	40%	15%	0%	5%	4	0	
103IW		79	0	79	0%	1	2	-1	1311	0	1311	102	127	-25	-1.87%	1,343	17	72%	36	7	34%	10%	0%	0%	10	0	
		1150	0	1150	0%	9	25	-16	22426	0	22426	1804	1754	50	0.22%	22,729	20	55%	27	67	42%	5%	0%	1%	172	3	




District Health Assessment for Multiple District 103 through April 2025

		Clubs							Membership							Member Strength		Cancellation		Reports			Finance	Leadership			
District Name	Status/ Number of Months in Status *	Active Clubs	Clubs in Status Quo	Total Clubs	% Status Quo Clubs in Financial Suspension	New Clubs	Cancelled Clubs	YTD Net Club Gain/Loss	Current Members In Active Clubs	Current Members In Status Quo Clubs	Current Total Members Count	YTD Add	YTD Drop	YTD NetGrowth (includes Active and Status Quo)	YTD NetGrowth% (includes Active and Status Quo)	Member Count 12 Months Ago	Average Member Count Per Club	% of Clubs with less than 20 members	Average Cancelled Club Age	Members Lost Due to Cancelled Clubs	% of Clubs Reporting Service	% No MMR in 3 Months	% No Officer Report in 12 months	% of Clubs with balance 90+ days	Number of Zone Chairs Recorded	Number of Region Chairs Recorded	District Officers Vacancies **
104 A	T(24)	50	0	50	0%	0	2	-2	1020	0	1020	71	102	-31	-2.95%	1,082	20	50%	52	10	58%	44%	4%	2%	5	0	
104 B		64	0	64	0%	0	0	0	1587	0	1587	119	102	17	1.08%	1,585	25	38%	0	0	100%	23%	0%	0%	11	0	
104 C		63	0	63	0%	0	4	-4	1374	0	1374	75	124	-49	-3.44%	1,412	22	43%	50	35	60%	30%	3%	2%	9	0	
104 D		73	0	73	0%	0	1	-1	1607	0	1607	103	148	-45	-2.72%	1,658	22	42%	66	23	73%	41%	0%	4%	9	0	
104 E		77	0	77	0%	0	0	0	1831	0	1831	108	167	-59	-3.12%	1,896	24	34%	0	0	48%	32%	0%	0%	9	0	GMT
		327	0	327	0%	0	7	-7	7419	0	7419	476	643	-167	-2.20%	7,633	23	41%	53	68	68%	34%	1%	2%	43	0	




District Health Assessment for Multiple District 105 through April 2025

		Clubs							Membership							Member Strength		Cancellation		Reports			Finance	Leadership			
District Name	Status/ Number of Months in Status *	Active Clubs	Clubs in Status Quo	Total Clubs	% Status Quo Clubs in Financial Suspension	New Clubs	Cancelled Clubs	YTD Net Club Gain/Loss	Current Members In Active Clubs	Current Members In Status Quo Clubs	Current Total Members Count	YTD Add	YTD Drop	YTD NetGrowth (includes Active and Status Quo)	YTD NetGrowth% (includes Active and Status Quo)	Member Count 12 Months Ago	Average Member Count Per Club	% of Clubs with less than 20 members	Average Cancelled Club Age	Members Lost Due to Cancelled Clubs	% of Clubs Reporting Service	% No MMR in 3 Months	% No Officer Report in 12 months	% of Clubs with balance 90+ days	Number of Zone Chairs Recorded	Number of Region Chairs Recorded	District Officers Vacancies **
105 A		67	0	67	0%	1	0	1	1250	0	1250	167	124	43	3.56%	1,277	19	58%	0	0	87%	40%	0%	1%	11	0	
105CE		81	0	81	0%	0	0	0	1368	0	1368	90	114	-24	-1.72%	1,442	17	65%	0	0	54%	40%	0%	1%	15	6	
105CN	T(24)	76	0	76	0%	0	3	-3	1038	0	1038	79	94	-15	-1.42%	1,098	14	78%	46	19	41%	53%	8%	1%	9	0	1st VDG
105CW		91	0	91	0%	4	6	-2	1672	0	1672	319	230	89	5.62%	1,622	18	59%	46	28	86%	53%	0%	1%	16	4	
105 N	T(24)	65	0	65	0%	0	4	-4	968	0	968	94	99	-5	-0.51%	1,028	15	74%	41	8	60%	42%	0%	0%	10	0	
105SC	T(24)	51	0	51	0%	0	2	-2	1002	0	1002	114	111	3	0.30%	1,051	20	57%	44	1	73%	37%	0%	2%	7	0	
105SE	T(24)	50	0	50	0%	0	0	0	1049	0	1049	59	93	-34	-3.14%	1,098	21	54%	0	0	30%	28%	2%	0%	7	2	
105SW	T(24)	52	0	52	0%	0	0	0	920	0	920	116	100	16	1.77%	954	18	67%	0	0	58%	31%	0%	0%	9	0	
		533	0	533	0%	5	15	-10	9267	0	9267	1038	965	73	0.79%	9,570	17	65%	44	56	62%	42%	1%	1%	84	12	




District Health Assessment for Multiple District 106 through April 2025

		Clubs							Membership							Member Strength		Cancellation		Reports			Finance	Leadership			
District Name	Status/ Number of Months in Status *	Active Clubs	Clubs in Status Quo	Total Clubs	% Status Quo Clubs in Financial Suspension	New Clubs	Cancelled Clubs	YTD Net Club Gain/Loss	Current Members In Active Clubs	Current Members In Status Quo Clubs	Current Total Members Count	YTD Add	YTD Drop	YTD NetGrowth (includes Active and Status Quo)	YTD NetGrowth% (includes Active and Status Quo)	Member Count 12 Months Ago	Average Member Count Per Club	% of Clubs with less than 20 members	Average Cancelled Club Age	Members Lost Due to Cancelled Clubs	% of Clubs Reporting Service	% No MMR in 3 Months	% No Officer Report in 12 months	% of Clubs with balance 90+ days	Number of Zone Chairs Recorded	Number of Region Chairs Recorded	District Officers Vacancies **
106 A	T(24)	79	0	79	0%	0	1	-1	1111	0	1111	66	107	-41	-3.56%	1,174	14	81%	66	5	5%	52%	0%	0%	13	0	
106 B		107	0	107	0%	0	1	-1	2388	0	2388	157	161	-4	-0.17%	2,382	22	37%	59	9	15%	34%	0%	0%	12	0	
106 C	T(24)	66	0	66	0%	0	2	-2	1179	0	1179	70	94	-24	-2.00%	1,223	18	58%	62	7	14%	38%	0%	0%	4	1	
		252	0	252	0%	0	4	-4	4678	0	4678	293	362	-69	-1.45%	4,779	19	56%	62	21	12%	40%	0%	0%	29	1	




District Health Assessment for Multiple District 107 through April 2025

		Clubs							Membership							Member Strength		Cancellation		Reports			Finance	Leadership			
District Name	Status/ Number of Months in Status *	Active Clubs	Clubs in Status Quo	Total Clubs	% Status Quo Clubs in Financial Suspension	New Clubs	Cancelled Clubs	YTD Net Club Gain/Loss	Current Members In Active Clubs	Current Members In Status Quo Clubs	Current Total Members Count	YTD Add	YTD Drop	YTD NetGrowth (includes Active and Status Quo)	YTD NetGrowth% (includes Active and Status Quo)	Member Count 12 Months Ago	Average Member Count Per Club	% of Clubs with less than 20 members	Average Cancelled Club Age	Members Lost Due to Cancelled Clubs	% of Clubs Reporting Service	% No MMR in 3 Months	% No Officer Report in 12 months	% of Clubs with balance 90+ days	Number of Zone Chairs Recorded	Number of Region Chairs Recorded	District Officers Vacancies **
107 A		76	0	76	0%	1	2	-1	1773	0	1773	97	114	-17	-0.95%	1,839	23	37%	39	0	61%	42%	1%	0%	14	4	
107 B	T(24)	41	0	41	0%	0	0	0	791	0	791	37	42	-5	-0.63%	812	19	54%	0	0	63%	44%	0%	2%	8	3	
107 C		74	0	74	0%	0	1	-1	1766	0	1766	102	78	24	1.38%	1,796	24	27%	64	0	51%	46%	0%	1%	11	0	
107 D	T(12)	50	0	50	0%	0	2	-2	1175	0	1175	65	73	-8	-0.68%	1,221	24	34%	18	0	66%	36%	0%	0%	9	0	
107 E		67	0	67	0%	0	1	-1	1399	0	1399	55	70	-15	-1.06%	1,434	21	46%	19	0	78%	45%	0%	0%	11	0	
107 F		55	0	55	0%	0	0	0	1286	0	1286	36	58	-22	-1.68%	1,317	23	29%	0	0	55%	62%	0%	0%	9	4	
107 G	T(24)	48	0	48	0%	0	3	-3	938	0	938	56	54	2	0.21%	990	20	52%	47	0	73%	40%	0%	6%	0	0	GLT
107 H	T(24)	39	0	39	0%	0	2	-2	956	0	956	56	56	0	0.00%	968	25	28%	47	12	100%	46%	0%	0%	8	0	
107 I	T(24)	44	0	44	0%	0	1	-1	833	0	833	40	45	-5	-0.60%	866	19	59%	52	0	66%	41%	0%	2%	8	3	
107 K	T(24)	37	0	37	0%	0	1	-1	885	0	885	39	66	-27	-2.96%	912	24	30%	54	21	78%	41%	0%	3%	7	4	
107 L	T(24)	35	0	35	0%	1	0	1	813	0	813	60	41	19	2.39%	804	23	40%	0	0	89%	49%	0%	0%	8	4	
107 M		55	0	55	0%	0	0	0	1261	0	1261	63	81	-18	-1.41%	1,295	23	35%	0	0	78%	35%	0%	0%	10	4	
107 N		66	0	66	0%	0	0	0	1342	0	1342	64	63	1	0.07%	1,379	20	58%	0	0	79%	47%	0%	0%	12	0	
107 O	T(24)	50	0	50	0%	0	0	0	891	0	891	39	36	3	0.34%	904	18	60%	0	0	54%	60%	4%	0%	8	0	
		737	0	737	0%	2	13	-11	16109	0	16109	809	877	-68	-0.42%	16,537	22	42%	41	33	69%	45%	0%	1%	123	26	




District Health Assessment for Multiple District 107 through April 2025

		Clubs							Membership							Member Strength		Cancellation		Reports			Finance	Leadership			
District Name	Status/ Number of Months in Status *	Active Clubs	Clubs in Status Quo	Total Clubs	% Status Quo Clubs in Financial Suspension	New Clubs	Cancelled Clubs	YTD Net Club Gain/Loss	Current Members In Active Clubs	Current Members In Status Quo Clubs	Current Total Members Count	YTD Add	YTD Drop	YTD NetGrowth (includes Active and Status Quo)	YTD NetGrowth% (includes Active and Status Quo)	Member Count 12 Months Ago	Average Member Count Per Club	% of Clubs with less than 20 members	Average Cancelled Club Age	Members Lost Due to Cancelled Clubs	% of Clubs Reporting Service	% No MMR in 3 Months	% No Officer Report in 12 months	% of Clubs with balance 90+ days	Number of Zone Chairs Recorded	Number of Region Chairs Recorded	District Officers Vacancies **
108IA1	T(24)	73	0	73	0%	0	0	0	2139	0	2139	166	83	83	4.04%	2,053	29	32%	0	0	97%	23%	0%	4%	13	4	
108IA2		69	0	69	0%	1	2	-1	1876	0	1876	122	104	18	0.97%	1,885	27	32%	24	0	87%	45%	6%	7%	0	0	
108IA3		65	0	65	0%	1	0	1	2022	0	2022	132	100	32	1.61%	2,000	31	14%	0	0	98%	34%	0%	6%	11	0	
108IB1		99	0	99	0%	2	0	2	2522	0	2522	301	241	60	2.44%	2,520	25	29%	0	0	100%	40%	0%	1%	12	13	
108IB2		58	0	58	0%	0	1	-1	1415	0	1415	78	100	-22	-1.53%	1,398	24	43%	7	11	60%	48%	0%	14%	10	0	
108IB3		74	0	74	0%	0	0	0	1710	0	1710	111	66	45	2.70%	1,697	23	42%	0	0	96%	41%	0%	4%	13	0	
108IB4		51	0	51	0%	4	0	4	1205	0	1205	216	91	125	11.57%	1,083	24	35%	0	0	80%	27%	2%	16%	8	0	
108TA1		55	0	55	0%	0	0	0	1910	0	1910	108	75	33	1.76%	1,901	35	4%	0	0	93%	33%	0%	7%	8	0	
108TA2		52	0	52	0%	0	0	0	1443	0	1443	56	69	-13	-0.89%	1,440	28	27%	0	0	98%	31%	0%	4%	9	3	
108TA3		54	0	54	0%	1	1	0	1452	0	1452	137	76	61	4.39%	1,448	27	30%	37	0	96%	28%	0%	4%	18	10	
108TB		83	0	83	0%	0	1	-1	2350	0	2350	160	150	10	0.43%	2,363	28	25%	42	1	94%	39%	0%	5%	26	0	
108 A		93	0	93	0%	1	0	1	3366	0	3366	236	173	63	1.91%	3,300	36	10%	0	0	86%	11%	0%	10%	14	7	
108AB		97	0	97	0%	1	2	-1	2783	0	2783	214	242	-28	-1.00%	2,800	29	26%	13	24	98%	40%	0%	16%	19	6	
108 L		132	0	132	0%	1	0	1	3368	0	3368	340	209	131	4.05%	3,292	26	35%	0	0	96%	40%	0%	5%	26	9	
108 LA		92	0	92	0%	2	1	1	3016	0	3016	238	207	31	1.04%	2,976	33	15%	52	20	98%	29%	0%	1%	14	7	
108 YA	142	0	142	0%	3	0	3	3569	0	3569	489	400	89	2.56%	3,605	25	40%	0	0	90%	51%	0%	16%	27	11		






District Health Assessment for Multiple District 108 through April 2025

		Clubs							Membership							Member Strength		Cancellation		Reports			Finance	Leadership			
District Name	Status/ Number of Months in Status *	Active Clubs	Clubs in Status Quo	Total Clubs	% Status Quo Clubs in Financial Suspension	New Clubs	Cancelled Clubs	YTD Net Club Gain/Loss	Current Members In Active Clubs	Current Members In Status Quo Clubs	Current Total Members Count	YTD Add	YTD Drop	YTD NetGrowth (includes Active and Status Quo)	YTD NetGrowth% (includes Active and Status Quo)	Member Count 12 Months Ago	Average Member Count Per Club	% of Clubs with less than 20 members	Average Cancelled Club Age	Members Lost Due to Cancelled Clubs	% of Clubs Reporting Service	% No MMR in 3 Months	% No Officer Report in 12 months	% of Clubs with balance 90+ days	Number of Zone Chairs Recorded	Number of Region Chairs Recorded	District Officers Vacancies **
108 YB		119	1	120	100%	3	1	2	3988	19	4007	487	310	177	4.62%	3,814	34	19%	53	11	96%	20%	0%	10%	29	10	
		1408	1	1409	100%	20	9	11	40134	19	40153	3591	2696	895	2.28%	39,575	29	27%	29	67	93%	35%	0%	8%	257	80	




District Health Assessment for Multiple District 109 through April 2025

		Clubs							Membership							Member Strength		Cancellation		Reports			Finance	Leadership			
District Name	Status/ Number of Months in Status *	Active Clubs	Clubs in Status Quo	Total Clubs	% Status Quo Clubs in Financial Suspension	New Clubs	Cancelled Clubs	YTD Net Club Gain/ Loss	Current Members In Active Clubs	Current Members In Status Quo Clubs	Current Total Members Count	YTD Add	YTD Drop	YTD NetGrowth (includes Active and Status Quo)	YTD NetGrowth% (includes Active and Status Quo)	Member Count 12 Months Ago	Average Member Count Per Club	% of Clubs with less than 20 members	Average Cancelled Club Age	Members Lost Due to Cancelled Clubs	% of Clubs Reporting Service	% No MMR in 3 Months	% No Officer Report in 12 months	% of Clubs with balance 90+ days	Number of Zone Chairs Recorded	Number of Region Chairs Recorded	District Officers Vacancies **
109 A	T(23)	44	0	44	0%	0	4	-4	1061	0	1061	79	82	-3	-0.28%	1,100	24	45%	52	10	43%	48%	0%	0%	4	0	
109 B	T(24)	29	0	29	0%	0	0	0	653	0	653	32	44	-12	-1.80%	670	23	34%	0	0	59%	55%	7%	0%	1	0	2nd VDG, GLT
		73	0	73	0%	0	4	-4	1714	0	1714	111	126	-15	-0.87%	1,770	23	41%	52	10	49%	51%	3%	0%	5	0	



District Health Assessment for Multiple District 110 through April 2025

		Clubs							Membership							Member Strength		Cancellation		Reports			Finance	Leadership			
District Name	Status/ Number of Months in Status *	Active Clubs	Clubs in Status Quo	Total Clubs	% Status Quo Clubs in Financial Suspension	New Clubs	Cancelled Clubs	YTD Net Club Gain/Loss	Current Members In Active Clubs	Current Members In Status Quo Clubs	Current Total Members Count	YTD Add	YTD Drop	YTD NetGrowth (includes Active and Status Quo)	YTD NetGrowth% (includes Active and Status Quo)	Member Count 12 Months Ago	Average Member Count Per Club	% of Clubs with less than 20 members	Average Cancelled Club Age	Members Lost Due to Cancelled Clubs	% of Clubs Reporting Service	% No MMR in 3 Months	% No Officer Report in 12 months	% of Clubs with balance 90+ days	Number of Zone Chairs Recorded	Number of Region Chairs Recorded	District Officers Vacancies **
110AN	T(24)	58	0	58	0%	0	0	0	1227	0	1227	86	78	8	0.66%	1,243	21	48%	0	0	17%	0%	0%	0%	0	0	GST
110AZ		71	0	71	0%	0	0	0	1812	0	1812	99	120	-21	-1.15%	1,842	26	27%	0	0	13%	0%	0%	0%	1	0	GLT,GMT,GST
110BN		69	0	69	0%	0	1	-1	1588	0	1588	76	97	-21	-1.31%	1,629	23	29%	30	0	9%	0%	6%	0%	0	0	GLT,GMT,GST
110BZ		71	0	71	0%	0	1	-1	1751	0	1751	87	93	-6	-0.34%	1,805	25	30%	9	0	15%	1%	1%	0%	0	0	1st VDG,GLT,GMT ,GST
110CO		79	0	79	0%	0	0	0	1773	0	1773	96	88	8	0.45%	1,782	22	43%	0	0	10%	1%	1%	0%	0	0	GLT,GST
110CW		69	0	69	0%	0	0	0	1576	0	1576	81	109	-28	-1.75%	1,638	23	29%	0	0	14%	0%	1%	0%	0	0	GLT,GMT,GST
		417	0	417	0%	0	2	-2	9727	0	9727	525	585	-60	-0.61%	9,939	23	34%	19	0	13%	0%	2%	0%	1	0	




District Health Assessment for Multiple District 111 through April 2025

District Name	Status/ Number of Months in Status *	Clubs						Membership								Member Strength		Cancellation		Reports			Finance	Leadership			
		Active Clubs	Clubs in Status Quo	Total Clubs	% Status Quo Clubs in Financial Suspension	New Clubs	Cancelled Clubs	YTD Net Club Gain/Loss	Current Members In Active Clubs	Current Members In Status Quo Clubs	Current Total Members Count	YTD Add	YTD Drop	YTD NetGrowth (includes Active and Status Quo)	YTD NetGrowth% (includes Active and Status Quo)	Member Count 12 Months Ago	Average Member Count Per Club	% of Clubs with less than 20 members	Average Cancelled Club Age	Members Lost Due to Cancelled Clubs	% of Clubs Reporting Service	% No MMR in 3 Months	% No Officer Report in 12 months	% of Clubs with balance 90+ days	Number of Zone Chairs Recorded	Number of Region Chairs Recorded	District Officers Vacancies **
111BN		67	0	67	0%	1	0	1	2370	0	2370	115	87	28	1.20%	2,342	35	6%	0	0	0%	10%	0%	0%	0	0	
111BO		43	0	43	0%	0	0	0	1662	0	1662	48	75	-27	-1.60%	1,691	39	2%	0	0	2%	9%	0%	2%	0	0	
111MN		134	0	134	0%	0	1	-1	4228	0	4228	138	148	-10	-0.24%	4,235	32	13%	25	10	0%	16%	0%	0%	0	0	
111MS		116	0	116	0%	1	0	1	4045	0	4045	166	130	36	0.90%	4,018	35	5%	0	0	0%	22%	0%	1%	0	0	2nd VDG
111NB		61	0	61	0%	1	0	1	1987	0	1987	97	91	6	0.30%	1,980	33	7%	0	0	0%	8%	0%	0%	0	0	
111NW		77	0	77	0%	0	0	0	2490	0	2490	86	69	17	0.69%	2,481	32	6%	0	0	0%	12%	0%	0%	0	0	
111 N		108	0	108	0%	0	0	0	3435	0	3435	103	116	-13	-0.38%	3,449	32	11%	0	0	0%	16%	0%	0%	0	0	
111RN		72	0	72	0%	0	1	-1	2366	0	2366	90	103	-13	-0.55%	2,369	33	11%	12	1	0%	17%	0%	0%	0	0	
111RS		86	0	86	0%	2	0	2	2585	0	2585	155	89	66	2.62%	2,527	30	14%	0	0	0%	13%	0%	0%	0	0	
111WL		107	0	107	0%	1	0	1	3774	0	3774	126	101	25	0.67%	3,745	35	5%	0	0	0%	17%	0%	0%	0	0	
111WR		89	0	89	0%	0	0	0	3252	0	3252	110	80	30	0.93%	3,217	37	3%	0	0	1%	11%	0%	0%	0	0	
111BS		108	0	108	0%	0	0	0	3559	0	3559	138	149	-11	-0.31%	3,554	33	9%	0	0	0%	14%	0%	0%	0	0	2nd VDG
111NH		93	0	93	0%	0	0	0	3071	0	3071	124	99	25	0.82%	3,044	33	11%	0	0	0%	13%	0%	0%	0	0	
111SW		46	0	46	0%	2	0	2	1620	0	1620	109	80	29	1.82%	1,591	35	4%	0	0	0%	11%	0%	0%	0	0	GMT
111SM		96	0	96	0%	0	0	0	3533	0	3533	105	106	-1	-0.03%	3,528	37	10%	0	0	0%	16%	0%	0%	0	0	
111SN		62	0	62	0%	0	0	0	2030	0	2030	82	60	22	1.10%	1,984	33	10%	0	0	0%	8%	0%	0%	0	0	2nd VDG




District Health Assessment for Multiple District 111 through April 2025

		Clubs							Membership							Member Strength		Cancellation		Reports			Finance	Leadership			
District Name	Status/ Number of Months in Status *	Active Clubs	Clubs in Status Quo	Total Clubs	% Status Quo Clubs in Financial Suspension	New Clubs	Cancelled Clubs	YTD Net Club Gain/Loss	Current Members In Active Clubs	Current Members In Status Quo Clubs	Current Total Members Count	YTD Add	YTD Drop	YTD NetGrowth (includes Active and Status Quo)	YTD NetGrowth% (includes Active and Status Quo)	Member Count 12 Months Ago	Average Member Count Per Club	% of Clubs with less than 20 members	Average Cancelled Club Age	Members Lost Due to Cancelled Clubs	% of Clubs Reporting Service	% No MMR in 3 Months	% No Officer Report in 12 months	% of Clubs with balance 90+ days	Number of Zone Chairs Recorded	Number of Region Chairs Recorded	District Officers Vacancies **
111ON		81	0	81	0%	0	2	-2	1983	0	1983	99	83	16	0.81%	2,028	24	27%	30	5	0%	16%	0%	0%	0	0	
111OS		71	0	71	0%	0	2	-2	1627	0	1627	56	88	-32	-1.93%	1,676	23	32%	28	26	0%	34%	0%	0%	0	0	
111OM		69	0	69	0%	0	0	0	1874	0	1874	90	77	13	0.70%	1,858	27	12%	0	0	0%	19%	0%	0%	0	0	GST
		1586	0	1586	0%	8	6	2	51491	0	51491	2037	1831	206	0.40%	51,317	32	11%	25	42	0%	15%	0%	0%	0	0	




District Health Assessment for Multiple District 112 through April 2025

		Clubs							Membership							Member Strength		Cancellation		Reports			Finance	Leadership			
District Name	Status/ Number of Months in Status *	Active Clubs	Clubs in Status Quo	Total Clubs	% Status Quo Clubs in Financial Suspension	New Clubs	Cancelled Clubs	YTD Net Club Gain/Loss	Current Members In Active Clubs	Current Members In Status Quo Clubs	Current Total Members Count	YTD Add	YTD Drop	YTD NetGrowth (includes Active and Status Quo)	YTD NetGrowth% (includes Active and Status Quo)	Member Count 12 Months Ago	Average Member Count Per Club	% of Clubs with less than 20 members	Average Cancelled Club Age	Members Lost Due to Cancelled Clubs	% of Clubs Reporting Service	% No MMR in 3 Months	% No Officer Report in 12 months	% of Clubs with balance 90+ days	Number of Zone Chairs Recorded	Number of Region Chairs Recorded	District Officers Vacancies **
112 A		55	0	55	0%	0	0	0	1971	0	1971	87	95	-8	-0.40%	1,973	36	5%	0	0	47%	0%	0%	0%	0	0	
112 B		63	0	63	0%	0	1	-1	1828	0	1828	89	102	-13	-0.71%	1,855	29	24%	38	12	37%	0%	0%	0%	9	3	GST
112 C	T(24)	48	0	48	0%	0	4	-4	810	0	810	58	107	-49	-5.70%	885	17	67%	25	28	13%	0%	0%	0%	0	0	
112 D		92	0	92	0%	0	2	-2	2187	0	2187	141	130	11	0.51%	2,191	24	38%	32	18	13%	0%	0%	1%	0	0	
		258	0	258	0%	0	7	-7	6796	0	6796	375	434	-59	-0.86%	6,904	26	33%	29	58	26%	0%	0%	0%	9	3	




District Health Assessment for Multiple District 114 through April 2025

		Clubs							Membership							Member Strength		Cancellation		Reports			Finance	Leadership			
District Name	Status/ Number of Months in Status *	Active Clubs	Clubs in Status Quo	Total Clubs	% Status Quo Clubs in Financial Suspension	New Clubs	Cancelled Clubs	YTD Net Club Gain/Loss	Current Members In Active Clubs	Current Members In Status Quo Clubs	Current Total Members Count	YTD Add	YTD Drop	NetGrowth (includes Active and Status Quo)	NetGrowth% (includes Active and Status Quo)	Member Count 12 Months Ago	Average Member Count Per Club	% of Clubs with less than 20 members	Average Cancelled Club Age	Members Lost Due to Cancelled Clubs	% of Clubs Reporting Service	% No MMR in 3 Months	% No Officer Report in 12 months	% of Clubs with balance 90+ days	Number of Zone Chairs Recorded	Number of Region Chairs Recorded	District Officers Vacancies **
114 W		88	0	88	0%	0	0	0	3004	0	3004	103	95	8	0.27%	3,015	34	13%	0	0	44%	0%	0%	0%	0	0	
114 O		71	0	71	0%	0	3	-3	2277	0	2277	150	127	23	1.02%	2,251	32	20%	30	52	20%	0%	0%	1%	0	0	
114 M		93	0	93	0%	0	0	0	3341	0	3341	122	127	-5	-0.15%	3,318	36	1%	0	0	59%	0%	0%	0%	0	0	
		252	0	252	0%	0	3	-3	8622	0	8622	375	349	26	0.30%	8,584	34	10%	30	52	43%	0%	0%	0%	0	0	




District Health Assessment for Multiple District 115 through April 2025

		Clubs							Membership							Member Strength		Cancellation		Reports			Finance	Leadership			
District Name	Status/ Number of Months in Status *	Active Clubs	Clubs in Status Quo	Total Clubs	% Status Quo Clubs in Financial Suspension	New Clubs	Cancelled Clubs	YTD Net Club Gain/Loss	Current Members In Active Clubs	Current Members In Status Quo Clubs	Current Total Members Count	YTD Add	YTD Drop	YTD NetGrowth (includes Active and Status Quo)	YTD NetGrowth% (includes Active and Status Quo)	Member Count 12 Months Ago	Average Member Count Per Club	% of Clubs with less than 20 members	Average Cancelled Club Age	Members Lost Due to Cancelled Clubs	% of Clubs Reporting Service	% No MMR in 3 Months	% No Officer Report in 12 months	% of Clubs with balance 90+ days	Number of Zone Chairs Recorded	Number of Region Chairs Recorded	District Officers Vacancies **
115CN	T(24)	33	0	33	0%	0	0	0	1158	0	1158	55	37	18	1.58%	1,130	35	18%	0	0	70%	58%	6%	21%	11	0	
115CS	T(24)	48	0	48	0%	0	3	-3	1213	0	1213	96	104	-8	-0.66%	1,211	25	46%	34	21	63%	48%	2%	15%	12	0	
		81	0	81	0%	0	3	-3	2371	0	2371	151	141	10	0.42%	2,341	29	35%	34	21	65%	52%	4%	17%	23	0	






District Health Assessment for Multiple District 116 through April 2025

 Status/ District Name Number of Months in Status *		Clubs							Membership							Member Strength		Cancellation		Reports			Finance		Leadership		
		Active Clubs	Clubs in Status Quo	Total Clubs	% Status Quo Clubs in Financial Suspension	New Clubs	Cancelled Clubs	YTD Net Club Gain/Loss	Current Members In Active Clubs	Current Members In Status Quo Clubs	Current Total Members Count	YTD Add	YTD Drop	YTD NetGrowth (includes Active and Status Quo)	YTD NetGrowth% (includes Active and Status Quo)	Member Count 12 Months Ago	Average Member Count Per Club	% of Clubs with less than 20 members	Average Cancelled Club Age	Members Lost Due to Cancelled Clubs	% of Clubs Reporting Service	% No MMR in 3 Months	% No Officer Report in 12 months	% of Clubs with balance 90+ days	Number of Zone Chairs Recorded	Number of Region Chairs Recorded	District Officers Vacancies **
116 A	T(24)	28	0	28	0%	3	2	1	591	0	591	128	57	71	13.65%	524	21	43%	7	0	29%	39%	7%	7%	15	0	
116 B	T(24)	34	0	34	0%	0	1	-1	883	0	883	92	101	-9	-1.01%	862	26	53%	26	4	21%	35%	9%	18%	0	0	GLT,GST
		62	0	62	0%	3	3	0	1474	0	1474	220	158	62	4.39%	1,386	24	48%	13	4	24%	37%	8%	13%	15	0	




District Health Assessment for Multiple District 117 through April 2025

 Status/ District Name Number of Months in Status *		Clubs							Membership							Member Strength		Cancellation		Reports			Finance		Leadership		
		Active Clubs	Clubs in Status Quo	Total Clubs	% Status Quo Clubs in Financial Suspension	New Clubs	Cancelled Clubs	YTD Net Club Gain/ Loss	Current Members In Active Clubs	Current Members In Status Quo Clubs	Current Total Members Count	YTD Add	YTD Drop	YTD NetGrowth (includes Active and Status Quo)	YTD NetGrowth% (includes Active and Status Quo)	Member Count 12 Months Ago	Average Member Count Per Club	% of Clubs with less than 20 members	Average Cancelled Club Age	Members Lost Due to Cancelled Clubs	% of Clubs Reporting Service	% No MMR in 3 Months	% No Officer Report in 12 months	% of Clubs with balance 90+ days	Number of Zone Chairs Recorded	Number of Region Chairs Recorded	District Officers Vacancies **
117 A	T(24)	41	0	41	0%	4	3	1	976	0	976	206	180	26	2.74%	959	24	39%	14	61	66%	32%	0%	2%	8	4	
117 B	T(24)	47	0	47	0%	0	2	-2	1097	0	1097	127	129	-2	-0.18%	1,127	23	45%	17	0	68%	40%	0%	0%	11	4	
		88	0	88	0%	4	5	-1	2073	0	2073	333	309	24	1.17%	2,086	24	42%	15	61	67%	36%	0%	1%	19	8	




District Health Assessment for Multiple District 118 through April 2025

		Clubs							Membership							Member Strength		Cancellation		Reports			Finance	Leadership			
District Name	Status/ Number of Months in Status *	Active Clubs	Clubs in Status Quo	Total Clubs	% Status Quo Clubs in Financial Suspension	New Clubs	Cancelled Clubs	YTD Net Club Gain/Loss	Current Members In Active Clubs	Current Members In Status Quo Clubs	Current Total Members Count	YTD Add	YTD Drop	YTD NetGrowth (includes Active and Status Quo)	YTD NetGrowth% (includes Active and Status Quo)	Member Count 12 Months Ago	Average Member Count Per Club	% of Clubs with less than 20 members	Average Cancelled Club Age	Members Lost Due to Cancelled Clubs	% of Clubs Reporting Service	% No MMR in 3 Months	% No Officer Report in 12 months	% of Clubs with balance 90+ days	Number of Zone Chairs Recorded	Number of Region Chairs Recorded	District Officers Vacancies **
118 T	T(24)	28	0	28	0%	1	0	1	571	0	571	99	54	45	8.56%	522	20	46%	0	0	96%	46%	0%	4%	5	0	
118 U	T(24)	53	0	53	0%	4	0	4	1187	0	1187	352	128	224	23.26%	934	22	51%	0	0	94%	45%	4%	13%	17	0	
118 R		70	0	70	0%	4	1	3	1371	0	1371	281	234	47	3.55%	1,314	20	60%	4	2	76%	49%	1%	13%	15	6	
118 K	T(24)	24	0	24	0%	0	0	0	566	0	566	39	23	16	2.91%	563	24	29%	0	0	67%	50%	8%	0%	0	0	
118 E	T(24)	43	0	43	0%	0	1	-1	883	0	883	44	104	-60	-6.36%	930	21	47%	1	29	72%	49%	0%	26%	8	3	
118 Y		53	0	53	0%	0	1	-1	1268	0	1268	109	129	-20	-1.55%	1,285	24	28%	33	11	100%	32%	0%	2%	12	6	
		271	0	271	0%	9	3	6	5846	0	5846	924	672	252	4.50%	5,548	22	46%	13	42	85%	45%	2%	11%	57	15	




District Health Assessment for District 113 through April 2025

 Status/ Number of Months in Status *		Clubs							Membership							Member Strength		Cancellation		Reports			Finance	Leadership			
		Active Clubs	Clubs in Status Quo	Total Clubs	% Status Quo in Financial Suspension	New Clubs	Cancelled Clubs	YTD Net Club Gain/ Loss	Current Members In Active Clubs	Current Members In Status Quo Clubs	Current Total Members Count	YTD Add	YTD Drop	YTD NetGrowth (includes Active and Status Quo)	YTD NetGrowth% (includes Active and Status Quo)	Member Count 12 Months Ago	Average Member Count Per Club	% of Clubs with less than 20 members	Average Cancelled Club Age	Members Lost Due to Cancelled Clubs	% of Clubs Reporting Service	% No MMR in 3 Months	% No Officer Report in 12 months	% of Clubs with balance 90+ days	Number of Zone Chairs Recorded	Number of Region Chairs Recorded	District Officers Vacancies **
113	P	23	0	23	0%	0	2	-2	874	0	874	45	59	-14	-1.58%	858	38	4%	15	24	100%	48%	0%	0%	8	0	
		23	0	23	0%	0	2	-2	874	0	874	45	59	-14	-1.58%	858	38	4%	15	24	100%	48%	0%	0%	8	0	




District Health Assessment for District 119 through April 2025

		Clubs							Membership							Member Strength		Cancellation		Reports			Finance	Leadership			
District Name	Status/ Number of Months in Status *	Active Clubs	Clubs in Status Quo	Total Clubs	% Status Quo in Financial Suspension	New Clubs	Cancelled Clubs	YTD Net Club Gain/Loss	Current Members In Active Clubs	Current Members In Status Quo Clubs	Current Total Members Count	YTD Add	YTD Drop	YTD NetGrowth (includes Active and Status Quo)	YTD NetGrowth% (includes Active and Status Quo)	Member Count 12 Months Ago	Average Member Count Per Club	% of Clubs with less than 20 members	Average Cancelled Club Age	Members Lost Due to Cancelled Clubs	% of Clubs Reporting Service	% No MMR in 3 Months	% No Officer Report in 12 months	% of Clubs with balance 90+ days	Number of Zone Chairs Recorded	Number of Region Chairs Recorded	District Officers Vacancies **
119	T(24)	39	0	39	0%	1	0	1	848	0	848	100	37	63	8.03%	807	22	46%	0	0	18%	56%	21%	5%	5	0	GST
		39	0	39	0%	1	0	1	848	0	848	100	37	63	8.03%	807	22	46%	0	0	18%	56%	21%	5%	5	0	




District Health Assessment for District 120 through April 2025

		Clubs							Membership							Member Strength		Cancellation		Reports			Finance	Leadership			
District Name	Status/ Number of Months in Status *	Active Clubs	Clubs in Status Quo	Total Clubs	% Status Quo in Financial Suspension	New Clubs	Cancelled Clubs	YTD Net Club Gain/ Loss	Current Members In Active Clubs	Current Members In Status Quo Clubs	Current Total Members Count	YTD Add	YTD Drop	YTD NetGrowth (includes Active and Status Quo)	YTD NetGrowth% (includes Active and Status Quo)	Member Count 12 Months Ago	Average Member Count Per Club	% of Clubs with less than 20 members	Average Cancelled Club Age	Members Lost Due to Cancelled Clubs	% of Clubs Reporting Service	% No MMR in 3 Months	% No Officer Report in 12 months	% of Clubs with balance 90+ days	Number of Zone Chairs Recorded	Number of Region Chairs Recorded	District Officers Vacancies **
120	T(24)	57	0	57	0%	0	3	-3	1058	0	1058	33	73	-40	-3.64%	1,109	19	46%	24	21	14%	63%	0%	19%	10	4	
		57	0	57	0%	0	3	-3	1058	0	1058	33	73	-40	-3.64%	1,109	19	46%	24	21	14%	63%	0%	19%	10	4	




District Health Assessment for District 121 through April 2025

		Clubs							Membership							Member Strength		Cancellation		Reports			Finance	Leadership			
District Name	Status/ Number of Months in Status *	Active Clubs	Clubs in Status Quo	Total Clubs	% Status Quo in Financial Suspension	New Clubs	Cancelled Clubs	YTD Net Club Gain/Loss	Current Members In Clubs	Current Members In Status Quo Clubs	Current Total Members Count	YTD Add	YTD Drop	YTD NetGrowth (includes Active and Status Quo)	YTD NetGrowth% (includes Active and Status Quo)	Member Count 12 Months Ago	Average Member Count Per Club	% of Clubs with less than 20 members	Average Cancelled Club Age	Members Lost Due to Cancelled Clubs	% of Clubs Reporting Service	% No MMR in 3 Months	% No Officer Report in 12 months	% of Clubs with balance 90+ days	Number of Zone Chairs Recorded	Number of Region Chairs Recorded	District Officers Vacancies **
121	T(24)	46	0	46	0%	0	1	-1	925	0	925	47	34	13	1.43%	928	20	50%	20	0	22%	48%	0%	0%	8	0	
		46	0	46	0%	0	1	-1	925	0	925	47	34	13	1.43%	928	20	50%	20	0	22%	48%	0%	0%	8	0	




District Health Assessment for District 122 through April 2025

 Status/ Number of Months in Status *		Clubs							Membership							Member Strength		Cancellation		Reports			Finance	Leadership			
		Active Clubs	Clubs in Status Quo	Total Clubs	% Status Quo in Financial Suspension	New Clubs	Cancelled Clubs	YTD Net Club Gain/Loss	Current Members In Active Clubs	Current Members In Status Quo Clubs	Current Total Members Count	YTD Add	YTD Drop	YTD NetGrowth (includes Active and Status Quo)	YTD NetGrowth% (includes Active and Status Quo)	Member Count 12 Months Ago	Average Member Count Per Club	% of Clubs with less than 20 members	Average Cancelled Club Age	Members Lost Due to Cancelled Clubs	% of Clubs Reporting Service	% No MMR in 3 Months	% No Officer Report in 12 months	% of Clubs with balance 90+ days	Number of Zone Chairs Recorded	Number of Region Chairs Recorded	District Officers Vacancies **
122	P	36	0	36	0%	1	1	0	643	0	643	36	54	-18	-2.72%	661	18	61%	35	4	22%	58%	3%	8%	11	2	
		36	0	36	0%	1	1	0	643	0	643	36	54	-18	-2.72%	661	18	61%	35	4	22%	58%	3%	8%	11	2	






District Health Assessment for District 123 through April 2025

		Clubs							Membership							Member Strength		Cancellation		Reports			Finance	Leadership			
District Name	Status/ Number of Months in Status *	Active Clubs	Clubs in Status Quo	Total Clubs	% Status Quo Clubs in Financial Suspension	New Clubs	Cancelled Clubs	YTD Net Club Gain/Loss	Current Members In Active Clubs	Current Members In Status Quo Clubs	Current Total Members Count	YTD Add	YTD Drop	YTD NetGrowth (includes Active and Status Quo)	YTD NetGrowth% (includes Active and Status Quo)	Member Count 12 Months Ago	Average Member Count Per Club	% of Clubs with less than 20 members	Average Cancelled Club Age	Members Lost Due to Cancelled Clubs	% of Clubs Reporting Service	% No MMR in 3 Months	% No Officer Report in 12 months	% of Clubs with balance 90+ days	Number of Zone Chairs Recorded	Number of Region Chairs Recorded	District Officers Vacancies **
123	P	0	18	18	0%	0	0	0	0	170	170	0	0	0	0.00%	170	0	94%	0	0	0%	100%	100%	83%	0	0	1st VDG,2nd VDG,GLT,GMT ,GST
		0	18	18	0%	0	0	0	0	170	170	0	0	0	0.00%	170	0	94%	0	0	0%	100%	100%	83%	0	0	




District Health Assessment for District 124 through April 2025

		Clubs							Membership							Member Strength		Cancellation		Reports			Finance	Leadership			
District Name	Status/ Number of Months in Status *	Active Clubs	Clubs in Status Quo	Total Clubs	% Status Quo Clubs in Financial Suspension	New Clubs	Cancelled Clubs	YTD Net Club Gain/ Loss	Current Members In Active Clubs	Current Members In Status Quo Clubs	Current Total Members Count	YTD Add	YTD Drop	YTD NetGrowth (includes Active and Status Quo)	YTD NetGrowth% (includes Active and Status Quo)	Member Count 12 Months Ago	Average Member Count Per Club	% of Clubs with less than 20 members	Average Cancelled Club Age	Members Lost Due to Cancelled Clubs	% of Clubs Reporting Service	% No MMR in 3 Months	% No Officer Report in 12 months	% of Clubs with balance 90+ days	Number of Zone Chairs Recorded	Number of Region Chairs Recorded	District Officers Vacancies **
124		84	0	84	0%	3	2	1	1729	0	1729	190	173	17	0.99%	1,710	21	49%	2	33	55%	48%	7%	32%	19	7	
		84	0	84	0%	3	2	1	1729	0	1729	190	173	17	0.99%	1,710	21	49%	2	33	55%	48%	7%	32%	19	7	




District Health Assessment for District 126 through April 2025

		Clubs							Membership							Member Strength		Cancellation		Reports			Finance	Leadership			
District Name	Status/ Number of Months in Status *	Active Clubs	Clubs in Status Quo	Total Clubs	% Status Quo in Financial Suspension	New Clubs	Cancelled Clubs	YTD Net Club Gain/ Loss	Current Members In Active Clubs	Current Members In Status Quo Clubs	Current Total Members Count	YTD Add	YTD Drop	YTD NetGrowth (includes Active and Status Quo)	YTD NetGrowth% (includes Active and Status Quo)	Member Count 12 Months Ago	Average Member Count Per Club	% of Clubs with less than 20 members	Average Cancelled Club Age	Members Lost Due to Cancelled Clubs	% of Clubs Reporting Service	% No MMR in 3 Months	% No Officer Report in 12 months	% of Clubs with balance 90+ days	Number of Zone Chairs Recorded	Number of Region Chairs Recorded	District Officers Vacancies **
126	T(24)	57	0	57	0%	1	0	1	1149	0	1149	55	71	-16	-1.37%	1,103	20	47%	0	0	77%	61%	4%	23%	0	3	GST
		57	0	57	0%	1	0	1	1149	0	1149	55	71	-16	-1.37%	1,103	20	47%	0	0	77%	61%	4%	23%	0	3	




District Health Assessment for District 128 through April 2025

		Clubs							Membership							Member Strength		Cancellation		Reports			Finance	Leadership			
District Name	Status/ Number of Months in Status *	Active Clubs	Clubs in Status Quo	Total Clubs	% Status Quo in Financial Suspension	New Clubs	Cancelled Clubs	YTD Net Club Gain/ Loss	Current Members In Active Clubs	Current Members In Status Quo Clubs	Current Total Members Count	YTD Add	YTD Drop	YTD NetGrowth (includes Active and Status Quo)	YTD NetGrowth% (includes Active and Status Quo)	Member Count 12 Months Ago	Average Member Count Per Club	% of Clubs with less than 20 members	Average Cancelled Club Age	Members Lost Due to Cancelled Clubs	% of Clubs Reporting Service	% No MMR in 3 Months	% No Officer Report in 12 months	% of Clubs with balance 90+ days	Number of Zone Chairs Recorded	Number of Region Chairs Recorded	District Officers Vacancies **
128	P	25	1	26	100%	0	1	-1	661	25	686	39	52	-13	-1.86%	664	26	31%	56	4	65%	69%	0%	15%	4	2	
		25	1	26	100%	0	1	-1	661	25	686	39	52	-13	-1.86%	664	27	31%	56	4	65%	69%	0%	15%	4	2	




District Health Assessment for District 129 through April 2025

		Clubs							Membership							Member Strength		Cancellation		Reports			Finance	Leadership			
District Name	Status/ Number of Months in Status *	Active Clubs	Clubs in Status Quo	Total Clubs	% Status Quo Clubs in Financial Suspension	New Clubs	Cancelled Clubs	YTD Net Club Gain/ Loss	Current Members In Active Clubs	Current Members In Status Quo Clubs	Current Total Members Count	YTD Add	YTD Drop	YTD NetGrowth (includes Active and Status Quo)	YTD NetGrowth% (includes Active and Status Quo)	Member Count 12 Months Ago	Average Member Count Per Club	% of Clubs with less than 20 members	Average Cancelled Club Age	Members Lost Due to Cancelled Clubs	% of Clubs Reporting Service	% No MMR in 3 Months	% No Officer Report in 12 months	% of Clubs with balance 90+ days	Number of Zone Chairs Recorded	Number of Region Chairs Recorded	District Officers Vacancies **
129		62	0	62	0%	2	0	2	1552	0	1552	98	77	21	1.37%	1,478	25	24%	0	0	74%	61%	0%	5%	10	2	
		62	0	62	0%	2	0	2	1552	0	1552	98	77	21	1.37%	1,478	25	24%	0	0	74%	61%	0%	5%	10	2	




District Health Assessment for District 130 through April 2025

		Clubs							Membership							Member Strength		Cancellation		Reports			Finance	Leadership			
District Name	Status/ Number of Months in Status *	Active Clubs	Clubs in Status Quo	Total Clubs	% Status Quo in Financial Suspension	New Clubs	Cancelled Clubs	YTD Net Club Gain/Loss	Current Members In Active Clubs	Current Members In Status Quo Clubs	Current Total Members Count	YTD Add	YTD Drop	YTD NetGrowth (includes Active and Status Quo)	YTD NetGrowth% (includes Active and Status Quo)	Member Count 12 Months Ago	Average Member Count Per Club	% of Clubs with less than 20 members	Average Cancelled Club Age	Members Lost Due to Cancelled Clubs	% of Clubs Reporting Service	% No MMR in 3 Months	% No Officer Report in 12 months	% of Clubs with balance 90+ days	Number of Zone Chairs Recorded	Number of Region Chairs Recorded	District Officers Vacancies **
130	P	39	0	39	0%	1	0	1	718	0	718	55	82	-27	-3.62%	718	18	59%	0	0	56%	64%	0%	21%	8	1	GMT
		39	0	39	0%	1	0	1	718	0	718	55	82	-27	-3.62%	718	18	59%	0	0	56%	64%	0%	21%	8	1	




District Health Assessment for District 131 through April 2025

		Clubs							Membership							Member Strength		Cancellation		Reports			Finance	Leadership			
District Name	Status/ Number of Months in Status *	Active Clubs	Clubs in Status Quo	Total Clubs	% Status Quo Clubs in Financial Suspension	New Clubs	Cancelled Clubs	YTD Net Club Gain/Loss	Current Members In Active Clubs	Current Members In Status Quo Clubs	Current Total Members Count	YTD Add	YTD Drop	YTD NetGrowth (includes Active and Status Quo)	YTD NetGrowth% (includes Active and Status Quo)	Member Count 12 Months Ago	Average Member Count Per Club	% of Clubs with less than 20 members	Average Cancelled Club Age	Members Lost Due to Cancelled Clubs	% of Clubs Reporting Service	% No MMR in 3 Months	% No Officer Report in 12 months	% of Clubs with balance 90+ days	Number of Zone Chairs Recorded	Number of Region Chairs Recorded	District Officers Vacancies **
131	P	37	0	37	0%	1	0	1	735	0	735	44	38	6	0.82%	724	20	49%	0	0	57%	62%	5%	5%	0	0	
		37	0	37	0%	1	0	1	735	0	735	44	38	6	0.82%	724	20	49%	0	0	57%	62%	5%	5%	0	0	



District Health Assessment for District 132 through April 2025

		Clubs							Membership							Member Strength		Cancellation		Reports			Finance	Leadership			
District Name	Status/ Number of Months in Status *	Active Clubs	Clubs in Status Quo	Total Clubs	% Status Quo in Financial Suspension	New Clubs	Cancelled Clubs	YTD Net Club Gain/Loss	Current Members In Active Clubs	Current Members In Status Quo Clubs	Current Total Members Count	YTD Add	YTD Drop	YTD NetGrowth (includes Active and Status Quo)	YTD NetGrowth% (includes Active and Status Quo)	Member Count 12 Months Ago	Average Member Count Per Club	% of Clubs with less than 20 members	Average Cancelled Club Age	Members Lost Due to Cancelled Clubs	% of Clubs Reporting Service	% No MMR in 3 Months	% No Officer Report in 12 months	% of Clubs with balance 90+ days	Number of Zone Chairs Recorded	Number of Region Chairs Recorded	District Officers Vacancies **
132	P	28	0	28	0%	1	1	0	453	0	453	67	26	41	9.95%	450	16	61%	7	0	61%	71%	4%	4%	6	2	
		28	0	28	0%	1	1	0	453	0	453	67	26	41	9.95%	450	16	61%	7	0	61%	71%	4%	4%	6	2	






District Health Assessment for District 133 through April 2025

Status/ District Name Number of Months in Status *		Clubs							Membership							Member Strength		Cancellation		Reports			Finance	Leadership			
		Active Clubs	Clubs in Status Quo	Total Clubs	% Status Quo Clubs in Financial Suspension	New Clubs	Cancelled Clubs	YTD Net Club Gain/ Loss	Current Members In Active Clubs	Current Members In Status Quo Clubs	Current Total Members Count	YTD Add	YTD Drop	YTD NetGrowth (includes Active and Status Quo)	YTD NetGrowth% (includes Active and Status Quo)	Member Count 12 Months Ago	Average Member Count Per Club	% of Clubs with less than 20 members	Average Cancelled Club Age	Members Lost Due to Cancelled Clubs	% of Clubs Reporting Service	% No MMR in 3 Months	% No Officer Report in 12 months	% of Clubs with balance 90+ days	Number of Zone Chairs Recorded	Number of Region Chairs Recorded	District Officers Vacancies **
133		85	0	85	0%	0	3	-3	1845	0	1845	108	162	-54	-2.84%	1,910	22	56%	42	52	20%	66%	2%	9%	12	0	
		85	0	85	0%	0	3	-3	1845	0	1845	108	162	-54	-2.84%	1,910	22	56%	42	52	20%	66%	2%	9%	12	0	




District Health Assessment for District 134 through April 2025

		Clubs							Membership							Member Strength		Cancellation		Reports			Finance	Leadership			
District Name	Status/ Number of Months in Status *	Active Clubs	Clubs in Status Quo	Total Clubs	% Status Quo in Financial Suspension	New Clubs	Cancelled Clubs	YTD Net Club Gain/Loss	Current Members In Active Clubs	Current Members In Status Quo Clubs	Current Total Members Count	YTD Add	YTD Drop	YTD NetGrowth (includes Active and Status Quo)	YTD NetGrowth% (includes Active and Status Quo)	Member Count 12 Months Ago	Average Member Count Per Club	% of Clubs with less than 20 members	Average Cancelled Club Age	Members Lost Due to Cancelled Clubs	% of Clubs Reporting Service	% No MMR in 3 Months	% No Officer Report in 12 months	% of Clubs with balance 90+ days	Number of Zone Chairs Recorded	Number of Region Chairs Recorded	District Officers Vacancies **
134	P	33	6	39	0%	11	0	11	776	132	908	324	19	305	50.58%	603	24	23%	0	0	8%	79%	15%	18%	3	0	
		33	6	39	0%	11	0	11	776	132	908	324	19	305	50.58%	603	28	23%	0	0	8%	79%	15%	18%	3	0	



District Health Assessment for Ident 5787 - MALTA - UND through April 2025

<div></div> <div>Status/ District Name of Months in Status *</div>		Clubs							Membership							Member Strength		Cancellation		Reports			Finance	Leadership			
		Active Clubs	Clubs in Status Quo	Total Clubs	% Status Quo Clubs in Financial Suspension	New Clubs	Cancelled Clubs	YTD Net Club Gain/ Loss	Current Members In Active Clubs	Current Members In Status Quo Clubs	Current Total Members Count	YTD Add	YTD Drop	YTD NetGrowth (includes Active and Status Quo)	YTD NetGrowth% (includes Active and Status Quo)	Member Count 12 Months Ago	Average Member Count Per Club	% of Clubs with less than 20 members	Average Cancelled Club Age	Members Lost Due to Cancelled Clubs	% of Clubs Reporting Service	% No MMR in 3 Months	% No Officer Report in 12 months	% of Clubs with balance 90+ days	Number of Zone Chairs Recorded	Number of Region Chairs Recorded	District Officers Vacancies **
Ident 5787 - MALTA		3	0	3	0%	0	0	0	109	0	109	12	1	11	11.22%	97	36	33%	0	0	67%	100%	33%	33%	0	0	
		3	0	3	0%	0	0	0	109	0	109	12	1	11	11.22%	97	36	33%	0	0	67%	100%	33%	33%	0	0	



District Health Assessment for Ident 5795 - PRINCIPAT D'ANDORRA - UND through April 2025

Status/ District Name		Clubs							Membership							Member Strength		Cancellation		Reports			Finance		Leadership		
		Active Clubs	Clubs in Status Quo	Total Clubs	% Status Quo Clubs in Financial Suspension	New Clubs	Cancelled Clubs	YTD Net Club Gain/Loss	Current Members In Active Clubs	Current Members In Status Quo Clubs	Current Total Members Count	YTD Add	YTD Drop	YTD NetGrowth (includes Active and Status Quo)	YTD NetGrowth% (includes Active and Status Quo)	Member Count 12 Months Ago	Average Member Count Per Club	% of Clubs with less than 20 members	Average Cancelled Club Age	Members Lost Due to Cancelled Clubs	% of Clubs Reporting Service	% No MMR in 3 Months	% No Officer Report in 12 months	% of Clubs with balance 90+ days	Number of Zone Chairs Recorded	Number of Region Chairs Recorded	District Officers Vacancies **
Ident 5795 - PRINCIPAT D'ANDORRA		1	0	1	0%	0	0	0	31	0	31	0	0	0	0.00%	31	31	0%	0	0	0%	100%	0%	0%	0	0	0
		1	0	1	0%	0	0	0	31	0	31	0	0	0	0.00%	31	31	0%	0	0	0%	100%	0%	0%	0	0	0




District Health Assessment for Ident 5811 - BOSNIA & HERZEGOVINA - UND through April 2025

Status/ District Name Number of Months in Status *		Clubs							Membership							Member Strength		Cancellation		Reports			Finance	Leadership			
		Active Clubs	Clubs in Status Quo	Total Clubs	% Status Quo Clubs in Financial Suspension	New Clubs	Cancelled Clubs	YTD Net Club Gain/Loss	Current Members In Active Clubs	Current Members In Status Quo Clubs	Current Total Members Count	YTD Add	YTD Drop	YTD NetGrowth (includes Active and Status Quo)	YTD NetGrowth% (includes Active and Status Quo)	Member Count 12 Months Ago	Average Member Count Per Club	% of Clubs with less than 20 members	Average Cancelled Club Age	Members Lost Due to Cancelled Clubs	% of Clubs Reporting Service	% No MMR in 3 Months	% No Officer Report in 12 months	% of Clubs with balance 90+ days	Number of Zone Chairs Recorded	Number of Region Chairs Recorded	District Officers Vacancies **
Ident 5811 - BOSNIA & HERZEGOVINA		4	0	4	0%	0	0	0	69	0	69	1	2	-1	-1.43%	79	17	75%	0	0	25%	75%	0%	50%	0	0	
		4	0	4	0%	0	0	0	69	0	69	1	2	-1	-1.43%	79	17	75%	0	0	25%	75%	0%	50%	0	0	




District Health Assessment for Ident 5815 - REPUBLIC OF MONTENEGRO - UND through April 2025

<div></div> <div>Status/ District Name of Months in Status *</div>		Clubs							Membership							Member Strength		Cancellation		Reports			Finance	Leadership		
		Active Clubs	Clubs in Status Quo	Total Clubs	% Status Quo in Financial Suspension	New Clubs	Cancelled Clubs	YTD Net Club Gain/ Loss	Current Members In Active Clubs	Current Members In Status Quo Clubs	Current Total Members Count	YTD Add	YTD Drop	YTD NetGrowth (includes Active and Status Quo)	YTD NetGrowth% (includes Active and Status Quo)	Member Count 12 Months Ago	Average Member Count Per Club	% of Clubs with less than 20 members	Average Cancelled Club Age	Members Lost Due to Cancelled Clubs	% of Clubs Reporting Service	% No MMR in 3 Months	% No Officer Report in 12 months	% of Clubs with balance 90+ days	Number of Zone Chairs Recorded	Number of Region Chairs Recorded
Ident 5815 - REPUBLIC OF MONTENEGRO		2	0	2	0%	0	0	44	0	44	2	1	1	2.33%	43	22	0%	0	0	50%	50%	0%	50%	0	0	
		2	0	2	0%	0	0	44	0	44	2	1	1	2.33%	43	22	0%	0	0	50%	50%	0%	50%	0	0	




District Health Assessment for Ident 5823 - REP OF TAJIKISTAN - UND through April 2025

		Clubs							Membership							Member Strength		Cancellation		Reports			Finance	Leadership			
District Name	Status/ Number of Months in Status *	Active Clubs	Clubs in Status Quo	Total Clubs	% Status Quo Clubs in Financial Suspension	New Clubs	Cancelled Clubs	YTD Net Club Gain/Loss	Current Members In Active Clubs	Current Members In Status Quo Clubs	Current Total Members Count	YTD		YTD NetGrowth (includes Active and Status Quo)	YTD NetGrowth% (includes Active and Status Quo)	Member Count 12 Months Ago	Average Member Count Per Club	% of Clubs with less than 20 members	Average Cancelled Club Age	Members Lost Due to Cancelled Clubs	% of Clubs Reporting Service	% No MMR in 3 Months	% No Officer Report in 12 months	% of Clubs with balance 90+ days	Number of Zone Chairs Recorded	Number of Region Chairs Recorded	District Officers Vacancies **
												YTD Add	YTD Drop														
Ident 5823 - REP OF TAJIKISTAN		1	0	1	0%	0	1	-1	20	0	20	0	18	-18	-47.37%	38	20	0%	2	18	100%	100%	0%	100%	0	0	
		1	0	1	0%	0	1	-1	20	0	20	0	18	-18	-47.37%	38	20	0%	2	18	100%	100%	0%	100%	0	0	




District Health Assessment for Ident 5827 - REP OF GEORGIA - UND through April 2025

 Status/ District Name of Months in Status *		Clubs							Membership							Member Strength		Cancellation		Reports			Finance		Leadership		
		Active Clubs	Clubs in Status Quo	Total Clubs	% Status Quo Clubs in Financial Suspension	New Clubs	Cancelled Clubs	YTD Net Club Gain/Loss	Current Members In Active Clubs	Current Members In Status Quo Clubs	Current Total Members Count	YTD Add	YTD Drop	YTD NetGrowth (includes Active and Status Quo)	YTD NetGrowth% (includes Active and Status Quo)	Member Count 12 Months Ago	Average Member Count Per Club	% of Clubs with less than 20 members	Average Cancelled Club Age	Members Lost Due to Cancelled Clubs	% of Clubs Reporting Service	% No MMR in 3 Months	% No Officer Report in 12 months	% of Clubs with balance 90+ days	Number of Zone Chairs Recorded	Number of Region Chairs Recorded	District Officers Vacancies **
Ident 5827 - REP OF GEORGIA		15	0	15	0%	0	0	0	232	0	232	1	3	-2	-0.85%	234	15	47%	0	0	0%	80%	80%	0%	0	0	
		15	0	15	0%	0	0	0	232	0	232	1	3	-2	-0.85%	234	15	47%	0	0	0%	80%	80%	0%	0	0	





District Health Assessment for Ident 5831 - REP OF KYRGYZSTAN - UND through April 2025

 Status/ District Name		Clubs							Membership							Member Strength		Cancellation		Reports			Finance	Leadership			
		Active Clubs	Clubs in Status Quo	Total Clubs	% Status Quo Clubs in Financial Suspension	New Clubs	Cancelled Clubs	YTD Net Club Gain/Loss	Current Members In Active Clubs	Current Members In Status Quo Clubs	Current Total Members Count	YTD Add	YTD Drop	YTD NetGrowth (includes Active and Status Quo)	YTD NetGrowth% (includes Active and Status Quo)	Member Count 12 Months Ago	Average Member Count Per Club	% of Clubs with less than 20 members	Average Cancelled Club Age	Members Lost Due to Cancelled Clubs	% of Clubs Reporting Service	% No MMR in 3 Months	% No Officer Report in 12 months	% of Clubs with balance 90+ days	Number of Zone Chairs Recorded	Number of Region Chairs Recorded	District Officers Vacancies **
Ident 5831 - REP OF KYRGYZSTAN		0	0	0	0%	0	1	-1	0	0	0	0	6	-6	-100.00%	6	0	0%	13	6	0%	0%	0%	0%	0	0	
		0	0	0	0%	0	1	-1	0	0	0	0	6	-6	-100.00%	6	0	0%	13	6	0%	0%	0%	0%	0	0	



District Health Assessment for Ident 5835 - ALBANIA - UND through April 2025

Status/ District Name of Months in Status *		Clubs							Membership							Member Strength		Cancellation		Reports			Finance	Leadership			
		Active Clubs	Clubs in Status Quo	Total Clubs	% Status Quo Clubs in Financial Suspension	New Clubs	Cancelled Clubs	YTD Net Club Gain/ Loss	Current Members In Active Clubs	Current Members In Status Quo Clubs	Current Total Members Count	YTD Add	YTD Drop	YTD NetGrowth (includes Active and Status Quo)	YTD NetGrowth% (includes Active and Status Quo)	Member Count 12 Months Ago	Average Member Count Per Club	% of Clubs with less than 20 members	Average Cancelled Club Age	Members Lost Due to Cancelled Clubs	% of Clubs Reporting Service	% No MMR in 3 Months	% No Officer Report in 12 months	% of Clubs with balance 90+ days	Number of Zone Chairs Recorded	Number of Region Chairs Recorded	District Officers Vacancies **
Ident 5835 - ALBANIA		2	0	2	0%	0	0	0	37	0	37	1	0	1	2.78%	36	19	100%	0	0	0%	100%	50%	100%	0	0	
		2	0	2	0%	0	0	0	37	0	37	1	0	1	2.78%	36	19	100%	0	0	0%	100%	50%	100%	0	0	




District Health Assessment for Ident 5839 - BELARUS REP. - UND through April 2025

Status/ District Name of Months in Status *		Clubs							Membership							Member Strength		Cancellation		Reports			Finance	Leadership		
		Active Clubs	Clubs in Status Quo	Total Clubs	% Status Quo Clubs in Financial Suspension	New Clubs	Cancelled Clubs	YTD Net Club Gain/ Loss	Current Members In Active Clubs	Current Members In Status Quo Clubs	Current Total Members Count	YTD Add	YTD Drop	YTD NetGrowth (includes Active and Status Quo)	YTD NetGrowth% (includes Active and Status Quo)	Member Count 12 Months Ago	Average Member Count Per Club	% of Clubs with less than 20 members	Average Cancelled Club Age	Members Lost Due to Cancelled Clubs	% of Clubs Reporting Service	% No MMR in 3 Months	% No Officer Report in 12 months	% of Clubs with balance 90+ days	Number of Zone Chairs Recorded	Number of Region Chairs Recorded
Ident 5839 - BELARUS REP.		0	3	3	0%	0	0	0	40	40	0	0	0	0.00%	40	0	100%	0	0	0%	100%	100%	33%	0	0	
		0	3	3	0%	0	0	0	40	40	0	0	0	0.00%	40	0	100%	0	0	0%	100%	100%	33%	0	0	



District Health Assessment for Ident 5851 - REP OF SAN MARINO - UND through April 2025

 Status/ District Number Name of Months in Status *		Clubs							Membership							Member Strength		Cancellation		Reports			Finance		Leadership		
		Active Clubs	Clubs in Status Quo	Total Clubs	% Status Quo Clubs in Financial Suspension	New Clubs	Cancelled Clubs	YTD Net Club Gain/Loss	Current Members In Active Clubs	Current Members In Status Quo Clubs	Current Total Members Count	YTD Add	YTD Drop	YTD NetGrowth (includes Active and Status Quo)	YTD NetGrowth% (includes Active and Status Quo)	Member Count 12 Months Ago	Average Member Count Per Club	% of Clubs with less than 20 members	Average Cancelled Club Age	Members Lost Due to Cancelled Clubs	% of Clubs Reporting Service	% No MMR in 3 Months	% No Officer Report in 12 months	% of Clubs with balance 90+ days	Number of Zone Chairs Recorded	Number of Region Chairs Recorded	District Officers Vacancies **
Ident 5851 - REP OF SAN MARINO		1	0	1	0%	0	0	0	40	0	40	0	1	-1	-2.44%	40	40	0%	0	0	0%	0%	0%	0%	0	0	
		1	0	1	0%	0	0	0	40	0	40	0	1	-1	-2.44%	40	40	0%	0	0	0%	0%	0%	0%	0	0	



District Health Assessment for Ident 5863 - REP OF MOLDOVA - UND through April 2025

Status/ District Name		Clubs							Membership							Member Strength		Cancellation		Reports			Finance	Leadership			
		Active Clubs	Clubs in Status Quo	Total Clubs	% Status Quo Clubs in Financial Suspension	New Clubs	Cancelled Clubs	YTD Net Club Gain/Loss	Current Members In Active Clubs	Current Members In Status Quo Clubs	Current Total Members Count	YTD Add	YTD Drop	YTD NetGrowth (includes Active and Status Quo)	YTD NetGrowth% (includes Active and Status Quo)	Member Count 12 Months Ago	Average Member Count Per Club	% of Clubs with less than 20 members	Average Cancelled Club Age	Members Lost Due to Cancelled Clubs	% of Clubs Reporting Service	% No MMR in 3 Months	% No Officer Report in 12 months	% of Clubs with balance 90+ days	Number of Zone Chairs Recorded	Number of Region Chairs Recorded	District Officers Vacancies **
Ident 5863 - REP OF MOLDOVA		7	0	7	0%	0	0	0	132	0	132	0	0	0	0.00%	143	19	57%	0	0	0%	86%	29%	100%	0	0	
		7	0	7	0%	0	0	0	132	0	132	0	0	0	0.00%	143	19	57%	0	0	0%	86%	29%	100%	0	0	



District Health Assessment for Ident 5867 - PRIN OF MONACO - UND through April 2025

Status/ District Name Number of Months in Status *		Clubs							Membership							Member Strength		Cancellation		Reports			Finance	Leadership			
		Active Clubs	Clubs in Status Quo	Total Clubs	% Status Quo Clubs in Financial Suspension	New Clubs	Cancelled Clubs	YTD Net Club Gain/Loss	Current Members In Active Clubs	Current Members In Status Quo Clubs	Current Total Members Count	YTD Add	YTD Drop	YTD NetGrowth (includes Active and Status Quo)	YTD NetGrowth% (includes Active and Status Quo)	Member Count 12 Months Ago	Average Member Count Per Club	% of Clubs with less than 20 members	Average Cancelled Club Age	Members Lost Due to Cancelled Clubs	% of Clubs Reporting Service	% No MMR in 3 Months	% No Officer Report in 12 months	% of Clubs with balance 90+ days	Number of Zone Chairs Recorded	Number of Region Chairs Recorded	District Officers Vacancies **
Ident 5867 - PRIN OF MONACO		1	0	1	0%	0	0	0	34	0	34	10	11	-1	-2.86%	35	34	0%	0	0	0%	0%	0%	0%	0	0	
		1	0	1	0%	0	0	0	34	0	34	10	11	-1	-2.86%	35	34	0%	0	0	0%	0%	0%	0%	0	0	



District Health Assessment for Ident 5875 - GIBRALTAR - UND through April 2025

Status/ District Name of Months in Status *		Clubs							Membership							Member Strength		Cancellation		Reports			Finance	Leadership			
		Active Clubs	Clubs in Status Quo	Total Clubs	% Status Quo in Financial Suspension	New Clubs	Cancelled Clubs	YTD Net Club Gain/ Loss	Current Members In Active Clubs	Current Members In Status Quo Clubs	Current Total Members Count	YTD Add	YTD Drop	YTD NetGrowth (includes Active and Status Quo)	YTD NetGrowth% (includes Active and Status Quo)	Member Count 12 Months Ago	Average Member Count Per Club	% of Clubs with less than 20 members	Average Cancelled Club Age	Members Lost Due to Cancelled Clubs	% of Clubs Reporting Service	% No MMR in 3 Months	% No Officer Report in 12 months	% of Clubs with balance 90+ days	Number of Zone Chairs Recorded	Number of Region Chairs Recorded	District Officers Vacancies **
Ident 5875 - GIBRALTAR		1	0	1	0%	0	0	0	16	0	16	0	1	-1	-5.88%	18	16	100%	0	0	100%	100%	0%	100%	0	0	
		1	0	1	0%	0	0	0	16	0	16	0	1	-1	-5.88%	18	16	100%	0	0	100%	100%	0%	100%	0	0	



District Health Assessment for Ident 5891 - REP OF LATVIA - UND through April 2025

Status/ District Name of Months in Status *		Clubs							Membership							Member Strength		Cancellation		Reports			Finance		Leadership		
		Active Clubs	Clubs in Status Quo	Total Clubs	% Status Quo Clubs in Financial Suspension	New Clubs	Cancelled Clubs	YTD Net Club Gain/Loss	Current Members In Active Clubs	Current Members In Status Quo Clubs	Current Total Members Count	YTD Add	YTD Drop	YTD NetGrowth (includes Active and Status Quo)	YTD NetGrowth% (includes Active and Status Quo)	Member Count 12 Months Ago	Average Member Count Per Club	% of Clubs with less than 20 members	Average Cancelled Club Age	Members Lost Due to Cancelled Clubs	% of Clubs Reporting Service	% No MMR in 3 Months	% No Officer Report in 12 months	% of Clubs with balance 90+ days	Number of Zone Chairs Recorded	Number of Region Chairs Recorded	District Officers Vacancies **
Ident 5891 - REP OF LATVIA		4	0	4	0%	0	2	-2	23	0	23	1	12	-11	-32.35%	33	6	100%	29	7	0%	100%	0%	0%	0	0	
		4	0	4	0%	0	2	-2	23	0	23	1	12	-11	-32.35%	33	6	100%	29	7	0%	100%	0%	0%	0	0	





District Health Assessment for Ident 5911 - REPUBLIC OF KOSOVO - UND through April 2025

Status/ District Name of Months in Status *		Clubs							Membership							Member Strength		Cancellation		Reports			Finance	Leadership			
		Active Clubs	Clubs in Status Quo	Total Clubs	% Status Quo Clubs in Financial Suspension	New Clubs	Cancelled Clubs	YTD Net Club Gain/ Loss	Current Members In Active Clubs	Current Members In Status Quo Clubs	Current Total Members Count	YTD Add	YTD Drop	YTD NetGrowth (includes Active and Status Quo)	YTD NetGrowth% (includes Active and Status Quo)	Member Count 12 Months Ago	Average Member Count Per Club	% of Clubs with less than 20 members	Average Cancelled Club Age	Members Lost Due to Cancelled Clubs	% of Clubs Reporting Service	% No MMR in 3 Months	% No Officer Report in 12 months	% of Clubs with balance 90+ days	Number of Zone Chairs Recorded	Number of Region Chairs Recorded	District Officers Vacancies **
Ident 5911 - REPUBLIC OF KOSOVO		7	0	7	0%	2	0	2	130	0	130	45	16	29	28.71%	116	19	57%	0	0	29%	43%	0%	86%	0	0	
		7	0	7	0%	2	0	2	130	0	130	45	16	29	28.71%	116	19	57%	0	0	29%	43%	0%	86%	0	0	



District Health Assessment for Ident 5915 - ARMENIA - UND through April 2025

Status/ District Name of Months in Status *		Clubs							Membership							Member Strength		Cancellation		Reports			Finance	Leadership			
		Active Clubs	Clubs in Status Quo	Total Clubs	% Status Quo in Financial Suspension	New Clubs	Cancelled Clubs	YTD Net Club Gain/ Loss	Current Members In Active Clubs	Current Members In Status Quo Clubs	Current Total Members Count	YTD Add	YTD Drop	YTD NetGrowth (includes Active and Status Quo)	YTD NetGrowth% (includes Active and Status Quo)	Member Count 12 Months Ago	Average Member Count Per Club	% of Clubs with less than 20 members	Average Cancelled Club Age	Members Lost Due to Cancelled Clubs	% of Clubs Reporting Service	% No MMR in 3 Months	% No Officer Report in 12 months	% of Clubs with balance 90+ days	Number of Zone Chairs Recorded	Number of Region Chairs Recorded	District Officers Vacancies **
Ident 5915 - ARMENIA		2	3	5	0%	0	0	0	16	27	43	16	0	16	59.26%	48	8	100%	0	0	0%	60%	60%	60%	0	0	
		2	3	5	0%	0	0	0	16	27	43	16	0	16	59.26%	48	22	100%	0	0	0%	60%	60%	60%	0	0	



District Health Assessment for Ident 5931 - BULGARIA - UND through April 2025

Status/ District Name Number of Months in Status *		Clubs							Membership							Member Strength		Cancellation		Reports			Finance	Leadership			
		Active Clubs	Clubs in Status Quo	Total Clubs	% Status Quo Clubs in Financial Suspension	New Clubs	Cancelled Clubs	YTD Net Club Gain/Loss	Current Members In Active Clubs	Current Members In Status Quo Clubs	Current Total Members Count	YTD Add	YTD Drop	YTD NetGrowth (includes Active and Status Quo)	YTD NetGrowth% (includes Active and Status Quo)	Member Count 12 Months Ago	Average Member Count Per Club	% of Clubs with less than 20 members	Average Cancelled Club Age	Members Lost Due to Cancelled Clubs	% of Clubs Reporting Service	% No MMR in 3 Months	% No Officer Report in 12 months	% of Clubs with balance 90+ days	Number of Zone Chairs Recorded	Number of Region Chairs Recorded	District Officers Vacancies **
Ident 5931 - BULGARIA		9	0	9	0%	0	0	0	220	0	220	17	6	11	5.26%	211	24	33%	0	0	78%	56%	0%	11%	0	0	
		9	0	9	0%	0	0	0	220	0	220	17	6	11	5.26%	211	24	33%	0	0	78%	56%	0%	11%	0	0	



District Health Assessment for Ident 5935 - SERBIA - UND through April 2025

Status/ District Name		Clubs							Membership							Member Strength		Cancellation		Reports			Finance	Leadership			
		Active Clubs	Clubs in Status Quo	Total Clubs	% Status Quo Clubs in Financial Suspension	New Clubs	Cancelled Clubs	YTD Net Club Gain/Loss	Current Members In Active Clubs	Current Members In Status Quo Clubs	Current Total Members Count	YTD Add	YTD Drop	YTD NetGrowth (includes Active and Status Quo)	YTD NetGrowth% (includes Active and Status Quo)	Member Count 12 Months Ago	Average Member Count Per Club	% of Clubs with less than 20 members	Average Cancelled Club Age	Members Lost Due to Cancelled Clubs	% of Clubs Reporting Service	% No MMR in 3 Months	% No Officer Report in 12 months	% of Clubs with balance 90+ days	Number of Zone Chairs Recorded	Number of Region Chairs Recorded	District Officers Vacancies **
Ident 5935 - SERBIA		4	0	4	0%	0	1	-1	58	0	58	15	13	2	3.57%	54	15	75%	5	7	50%	50%	0%	25%	0	0	
		4	0	4	0%	0	1	-1	58	0	58	15	13	2	3.57%	54	15	75%	5	7	50%	50%	0%	25%	0	0	



District Health Assessment for Ident 5951 - KAZAKHSTAN - UND through April 2025

Status/ District Name		Clubs							Membership							Member Strength		Cancellation		Reports			Finance		Leadership		
		Active Clubs	Clubs in Status Quo	Total Clubs	% Status Quo Clubs in Financial Suspension	New Clubs	Cancelled Clubs	YTD Net Club Gain/Loss	Current Members In Active Clubs	Current Members In Status Quo Clubs	Current Total Members Count	YTD Add	YTD Drop	YTD NetGrowth (includes Active and Status Quo)	YTD NetGrowth% (includes Active and Status Quo)	Member Count 12 Months Ago	Average Member Count Per Club	% of Clubs with less than 20 members	Average Cancelled Club Age	Members Lost Due to Cancelled Clubs	% of Clubs Reporting Service	% No MMR in 3 Months	% No Officer Report in 12 months	% of Clubs with balance 90+ days	Number of Zone Chairs Recorded	Number of Region Chairs Recorded	District Officers Vacancies **
Ident 5951 - KAZAKHSTAN		1	0	1	0%	0	0	0	24	0	24	7	4	3	14.29%	0	24	0%	0	0	0%	0%	0%	0%	0	0	
		1	0	1	0%	0	0	0	24	0	24	7	4	3	14.29%	0	24	0%	0	0	0%	0%	0%	0%	0	0	

\* - District Status: P - Provisional, T - Transitional.  
\*\* - District Officers Vacancies: DG - District Governor, 1st VDG - First Vice District Governor, 2nd VDG - Second Vice District Governor.